

Course Syllabus

 Edit

ECO3101: Intermediate Microeconomics; Section RVCC


Instructor Information Table



Professor Gali M. Lefkowitz

Instructor Information

- **Contact Me: Via Canvas Inbox**
- **Office Hours: By appointment**

Instructor Bio  (http://cpbucket.fiu.edu/nc-fiu1162vcc-10000/employee_bio.html)

Course Time Zone | Eastern Standard Time (EST). Course due dates are according to this time zone.

The contents of this syllabus are subject to change at the discretion of the professor.

General Information

Course Description and Purpose

Microeconomics is the study of rational choice behavior on the part of individual consumers and firms. In general, economists are interested in how market mechanisms solve extremely complex resource allocation problems. This course presents a logical and coherent framework in which to organize observed economic phenomena. Several economic "models" are developed and analyzed in order to help explain and predict a wide variety of economic (and sometimes, seemingly non-economic)

phenomena. Microeconomic theory is based on the notion that individuals (and firms) have well-defined objectives (such as maximizing utility or profits) and behave systematically according to the incentives and constraints of their economic environment. It is this framework that allows the economist to gain a fundamental understanding of the choices people make in an economic setting.

Course Objectives

Upon completing this course, students will be able to:

- CLO1. Apply microeconomic models to explain economic decision making by firms and consumers.
- CLO2. Explain how resources are allocated efficiently and how the structure of markets may influence this allocation.
- CLO3. Recognize how government intervention can improve or impair the functioning of markets.
- CLO4. Solve economic problems where agents are strategically interdependent on one another.
- CLO5. Apply these tools to real-world examples in a correct and proficient manner.

Important Information

Policies

Before starting this course, please review the following pages:

- [Policies \(https://fiu.instructure.com/courses/195948/pages/policies\)](https://fiu.instructure.com/courses/195948/pages/policies)
- [Netiquette ↗ \(https://online.fiu.edu/html/canvas/policies/\)](https://online.fiu.edu/html/canvas/policies/)
- [Technical Requirements and Skills \(https://fiu.instructure.com/courses/195948/pages/technical-requirements-and-skills\)](https://fiu.instructure.com/courses/195948/pages/technical-requirements-and-skills)
- [Accessibility and Accommodation \(https://fiu.instructure.com/courses/195948/pages/accessibility-and-accommodation\)](https://fiu.instructure.com/courses/195948/pages/accessibility-and-accommodation)
- [Panthers Care & Counseling and Psychological Services \(CAPS\) \(https://fiu.instructure.com/courses/195948/pages/panthers-care-and-counseling-and-psychological-services-caps\)](https://fiu.instructure.com/courses/195948/pages/panthers-care-and-counseling-and-psychological-services-caps)
- [Academic Misconduct Statement \(https://fiu.instructure.com/courses/195948/pages/academic-misconduct-statement\)](https://fiu.instructure.com/courses/195948/pages/academic-misconduct-statement)
- [Inclusivity Statement \(https://fiu.instructure.com/courses/195948/pages/inclusivity-statement\)](https://fiu.instructure.com/courses/195948/pages/inclusivity-statement)

Image Accessibility Note:

Alt-text for certain images of mathematical formulas or graphs may compromise the integrity of the assignment or assessment. Students who require an accommodation/alternative assignment should reach out to the instructor with ample time of the due date.

Late Submission Policy

5% will be deducted for every day an assignment/assessment is submitted late.

Course Prerequisites

- ECO2013 Principles of Macroeconomics
- ECO2023 Principles of Microeconomics
- Strongly suggested: Calculus or Calculus for Business

Proctored Exam Policy

There are no proctored exams in this course.

Required Textbook


[Intermediate Microeconomics](http://open.oregonstate.edu/intermediatemicroeconomics)  (<http://open.oregonstate.edu/intermediatemicroeconomics>)

Patrick M. Emerson

Oregon State University, 2019

License: 

[Intermediate Microeconomics](https://open.oregonstate.edu/intermediatemicroeconomics)  (<https://open.oregonstate.edu/intermediatemicroeconomics>)

by Patrick M. Emerson is licensed under a [Creative Commons Attribution-NonCommercial-ShareAlike 4.0 International License](https://creativecommons.org/licenses/by-nc-sa/4.0/) , except where otherwise noted.

(This book is free, please access using the links provided here or in the individual modules.)

Course Communication

Communication in this course will take place via the Canvas Inbox (not email). Check out the [Canvas Conversations Tutorial](https://community.canvaslms.com/t5/Video-Guide/Conversations-Overview-All-Users/ta-p/383696) (<https://community.canvaslms.com/t5/Video-Guide/Conversations-Overview-All-Users/ta-p/383696>) or [Canvas Guide](https://community.canvaslms.com/docs/DOC-10574-4212710325) (<https://community.canvaslms.com/docs/DOC-10574-4212710325>) to learn how to communicate with your instructor and peers using Announcements, Discussions, and the Inbox. I will respond to all correspondences within **48 hours**.

Expectations of this Course

This is an online course, which means most (if not all) of the course work will be conducted online. Expectations for performance in an online course are the same as a traditional course. In fact, online courses require a degree of self-motivation, self-discipline, and technology skills which can make these courses more demanding for some students.

Students are expected to:

- **review the getting started page** located in the course modules;
- **introduce yourself to the class** during the first week by posting a self-introduction in the appropriate discussion;
- **take the practice quiz** to ensure that your computer is compatible with the learning management system, Canvas;
- **interact** online with instructor and peers;
- **review** and follow the course calendar and weekly outlines;
- **log in** to the course **5 times** per week;
- **respond** to discussions by the due date specified.
- **respond** to **Canvas Inbox messages** within **1 days**;
- **submit** assignments by the corresponding deadline.

The instructor will:

- log in to the course 5 week;
- respond to **Canvas Inbox messages** within **48 hours**;
- grade assignments within **10 days** of the assignment deadline.

Course Detail

Quizzes

There is a quiz due at the end of every Module which will cover the chapters from the text and information from supplemental videos provided in the Module.

- The quizzes consist of 20 multiple-choice questions each.
- Students have one attempt per quiz.
- The time limit for all quizzes is 40 minutes.
- Once you begin the quiz on Canvas, complete the quiz in one sitting; do not leave until you have submitted it.
- Please ensure that you begin the quiz at least 40 minutes before the deadline—the quiz will automatically submit at the scheduled deadline time even if you have not finished all questions.
- Quiz score will be available immediately upon taking the quiz.

In order to mitigate any issues with your computer and online assessments, it is very important that you take the Practice Quiz from each computer you will be using to take your graded quizzes and exams.

Quizzes in this course are not compatible with mobile devices and should not be taken through a mobile phone or a tablet. If you experience technical difficulties, contact **FIU Canvas Support** (<https://canvas.fiu.edu/support/>), and document everything through videos, screenshots, etc.

Oral Assessments

Overview

For the 3 oral assessments, you will

1. Pick a topic(s) within the chapters covered
2. Plan, design, produce and post a 5-10 minute long video of yourself teaching the topic to your classmates. (Due Sunday, 11:59 pm)
3. Comment on at least two classmates' posts with a reaction to their video that indicates that you watched their video. (Due Tuesday, 11:59 pm)

Detailed Instructions

1. Your purpose is to teach your classmates about a topic or group of related topics within the chapters covered in this module.
2. Cover this topic in as much detail as possible, including all of the graphs and mathematical equations involved.
3. Relate it to "real" life in a way that will show your audience how this topic is relatable to something happening in current events, or how it can relate to an everyday occurrence in a person's life.
4. After you've clearly identified a topic(s) to cover, you'll create a video.
 - The video will be 5-10 minutes long, but no longer. You'll also upload it to YouTube before you post so that you can post just the YouTube link. You get a free YouTube account through your FIU email and through Gmail. You can set the video to "unlisted."
 - The video you plan, produce, film and post should be designed to meet the target audience's need for **clear and specific explanations**. In other words, you want to remember your audience, purpose, and situation, but try to be clear and specific--a meandering lesson or a series of generalizations is not going to meet the audience's needs.

Recording

How you chose to create this video is up to you. You can have someone record you or you can record yourself by sitting in front of your computer. I discourage creating a video by holding your phone at arm's length selfie-style as this is unlikely to come across as professional.

You should upload your video to YouTube and submit the URL to the video.

- [Your student email works in conjunction with YouTube \(https://fiu.service-now.com/sp?id=kb_article&sys_id=2e0f84f7db64fa00b16af969af9619fc\)](https://fiu.service-now.com/sp?id=kb_article&sys_id=2e0f84f7db64fa00b16af969af9619fc)
- https://fiu.service-now.com/sp?id=kb_article&sys_id=2e0f84f7db64fa00b16af969af9619fc See [how to use a Google account with YouTube \(https://support.google.com/youtube/answer/69961?\)](https://support.google.com/youtube/answer/69961?)

[hl=en&ref_topic=3024170](#))

- See [instructions on how to upload a video to YouTube](#)
(<https://support.google.com/youtube/answer/57407?co=GENIE.Platform%3DDesktop&hl=en>)

What to post on the Discussion Board :

- Clearly indicate the topic(s) and chapter which you are presenting
- Post a link to your 5-10 minute YouTube video
- After you've posted, you should respond to your peers. I expect you to comment on at least two classmates' posts with a reaction to their video that indicates that you watched their video. How well does their video explain the topic? What could they do better, what did they forget to mention that would make it clearer? What did they do well? What was the strongest part of their video?

Here's how you'll be assessed on this assignment:

- **Content:** Did you follow all parts of the instructions?
 - Submitted the title and a link to your video? **(5 points)**
 - Satisfied the minimum video length (5-10 minutes -- not longer)? **(10 points)**
 - Is your submission thorough and complete and covered the topic to its fullest extent, as well as made it relatable? **(25 points)**
- **Quality:** Does your video lecture seem to indicate effort? Does it seem like you proofread and reviewed your script? Did the video link work? **(30 points)**
- **Peer Responses:** Do you make quality comments on your 2 peers' posts, paying attention to instructions about commenting? **(30 points)**

Homework Assignments (For Practice)

There will be some homework assignments given for practice. You do not have to turn these in for a grade. They are simply for you to use to help you in working out problems and questions prior to taking the quizzes.

Grading

Course Grades Distribution Table

Course Requirements	Number of Items	Points for Each	Weight
Homework Assignments (For Practice)	3	0	0%

Course Requirements	Number of Items	Points for Each	Weight
Quizzes	3	100	35%
Oral Assessments and Peer Responses (Video Discussions)	3	100	65%
Total	9	N/A	100%

Letter Grade Distribution Table

Letter	Range%	Letter	Range%	Letter	Range%
A	95 or above	B	83 - 86	C	70 - 76
A-	90 - 94	B-	80 - 82	D	60 - 69
B+	87 - 89	C+	77 - 79	F	59 or less

Course Calendar

Module 1 (Weeks 1-4 : May 6 - June 2)

Chapters 1, 2, 3, 4, 5

- Introduce Yourself (Due Sunday Week 2)
- Practice Quiz
- Homework Assignment (For Practice) 1
- Quiz 1 (Due Sunday Week 4)
- Oral Assessment Module 1 Video (Due Sunday Week 4)
- Oral Assessment Module 1 Peer Responses (Due Tuesday Week 5)

Module 2 (Weeks 5-8: June 3 - June 30)

Chapters 6, 7, 8, 9

- Homework Assignment (For Practice) 2
- Quiz 2 (Due Sunday Week 8)
- Oral Assessment Module 2 Video (Due Sunday Week 8)








- Oral Assessment Module 2 Peer Responses (Due Tuesday Week 9)

Module 3 (Weeks 9-12 July 1 - July 26)

Chapters 10, 11, 12, 17

- Homework Assignment (For Practice) 3
- Quiz 3 (Due Sunday Week 12)
- Oral Assessment Module 3 Video (Due Friday Week 12)
- Oral Assessment Module 3 Peer Responses (Due Sunday Week 12)

Course Summary:

Date	Details	Due
Sun May 19, 2024	 Introduce Yourself	to do: 11:59pm
Sun Jun 2, 2024	 Module 1 Quiz (https://fiu.instructure.com/courses/195948/assignments/2717727)	due by 11:59pm
Sun Jun 2, 2024	 Modules 1 Oral Assessment (https://fiu.instructure.com/courses/195948/assignments/2717732)	due by 11:59pm
Sun Jun 30, 2024	 Module 2 Quiz (https://fiu.instructure.com/courses/195948/assignments/2717728)	due by 11:59pm
Sun Jun 30, 2024	 Module 2 Oral Assessment (https://fiu.instructure.com/courses/195948/assignments/2717731)	due by 11:59pm
Fri Jul 26, 2024	 Module 3 Oral Assessment (https://fiu.instructure.com/courses/195948/assignments/2717730)	due by 11:59pm
Fri Jul 26, 2024	 Module 3 Quiz (https://fiu.instructure.com/courses/195948/assignments/2717729)	due by 11:59pm